


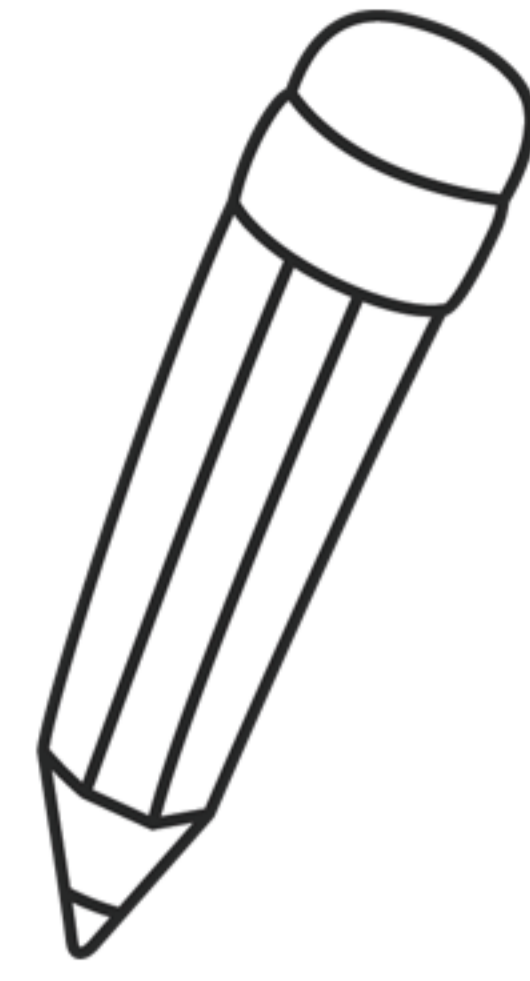
Inglese 4^a



Schede didattiche di
inglese per la classe quarta

Indice

A B C



- Weather 2 - 4
- Months of the year 5 - 10
- Time 11 - 16
- Ordinal numbers 17 - 19
- Prepositions of time 20
- Present simple 21 - 22
- Countries and nationalities 23 - 25
- Verb to be 26
- Have got 27
- Wild animals 28 - 30
- Can 31
- Indefinite article 32
- Definite article 33
- Articles 34
- Means of transport 35 - 37
- Demonstratives 38 - 40
- Like 41
- Plural nouns 42 - 43
- Prepositions of place 44 - 45

Weather

• Match.

sun ○



Questa è una copia
dimostrativa.

Tutti i nostri eBook possono
essere acquistati sul sito.

©Pianetabambini.it

storm ○



hail ○



Weather


- What's the weather like? Label the pictures with the correct words from the box below.

It's snowy - It's hot - It's cloudy - It's sunny - It's rainy
It's cold - It's stormy - It's a rainbow - It's partly cloudy

Questa è una copia
dimostrativa.

Tutti i nostri eBook possono
essere acquistati sul sito.

©Pianetabambini.it



Weather

- Draw the weather.

Questa è una copia
dimostrativa.

Tutti i nostri eBook possono
essere acquistati sul sito.

©Pianetabambini.it

It's a cold snowy day

It's a foggy day

Months of the year

- Write the months in the correct order.

September

April

Questa è una copia
dimostrativa.

Tutti i nostri eBook possono
essere acquistati sul sito.

©Pianetabambini.it

February

May

December

June

Months of the year

- Unscramble the names of the months.

Jarynua

Faruebry

...

Questa è una copia
dimostrativa.

Tutti i nostri eBook possono
essere acquistati sul sito.

©Pianetabambini.it

Sebremtep

Obetroc

Nevermbo

Dembecer

Months of the year

- Which month comes next?

January

February

April

May

Questa è una copia
dimostrativa.

Tutti i nostri eBook possono
essere acquistati sul sito.

©Pianetabambini.it

October

November

July

August

March

April

December

January

Months of the year

- Which month comes first?

	October	November
	July	August
<p>Questa è una copia dimostrativa. Tutti i nostri eBook possono essere acquistati sul sito.</p> <p>©Pianetabambini.it</p>		
	January	February
	April	May
	September	October
	November	December

Months of the year

- What months come before and after?

	May	
	August	
<p>Questa è una copia dimostrativa. Tutti i nostri eBook possono essere acquistati sul sito.</p> <p>©Pianetabambini.it</p>		
	January	
	October	
	December	
	February	

Months of the year

- Word search.

K V C R J A N U A R Y G A
M N L E C Q H R B X I R U
C D V B K S E K T T E D G

Questa è una copia
dimostrativa.

Tutti i nostri eBook possono
essere acquistati sul sito.

©Pianetabambini.it

L I R P A E E J D C Q U H
E S G B O W R F H F I T K

January

April

July

October

February

May

August

November

March

June

September

December

Time

- Match.



It's quarter to two

Questa è una copia
dimostrativa.

Tutti i nostri eBook possono
essere acquistati sul sito.

©Pianetabambini.it



It's seven o' clock

Time

- Match.



It's five past nine

Questa è una copia
dimostrativa.

Tutti i nostri eBook possono
essere acquistati sul sito.

©Pianetabambini.it



It's ten o' clock

Time

- Draw the hands on the clock to show the time.



Questa è una copia
dimostrativa.

Tutti i nostri eBook possono
essere acquistati sul sito.

©Pianetabambini.it

ten to one

half past twelve

quarter past two



twenty to three

twenty-five past ten

eight o'clock

Time

- Draw the hands on the clock to show the time.



Questa è una copia
dimostrativa.

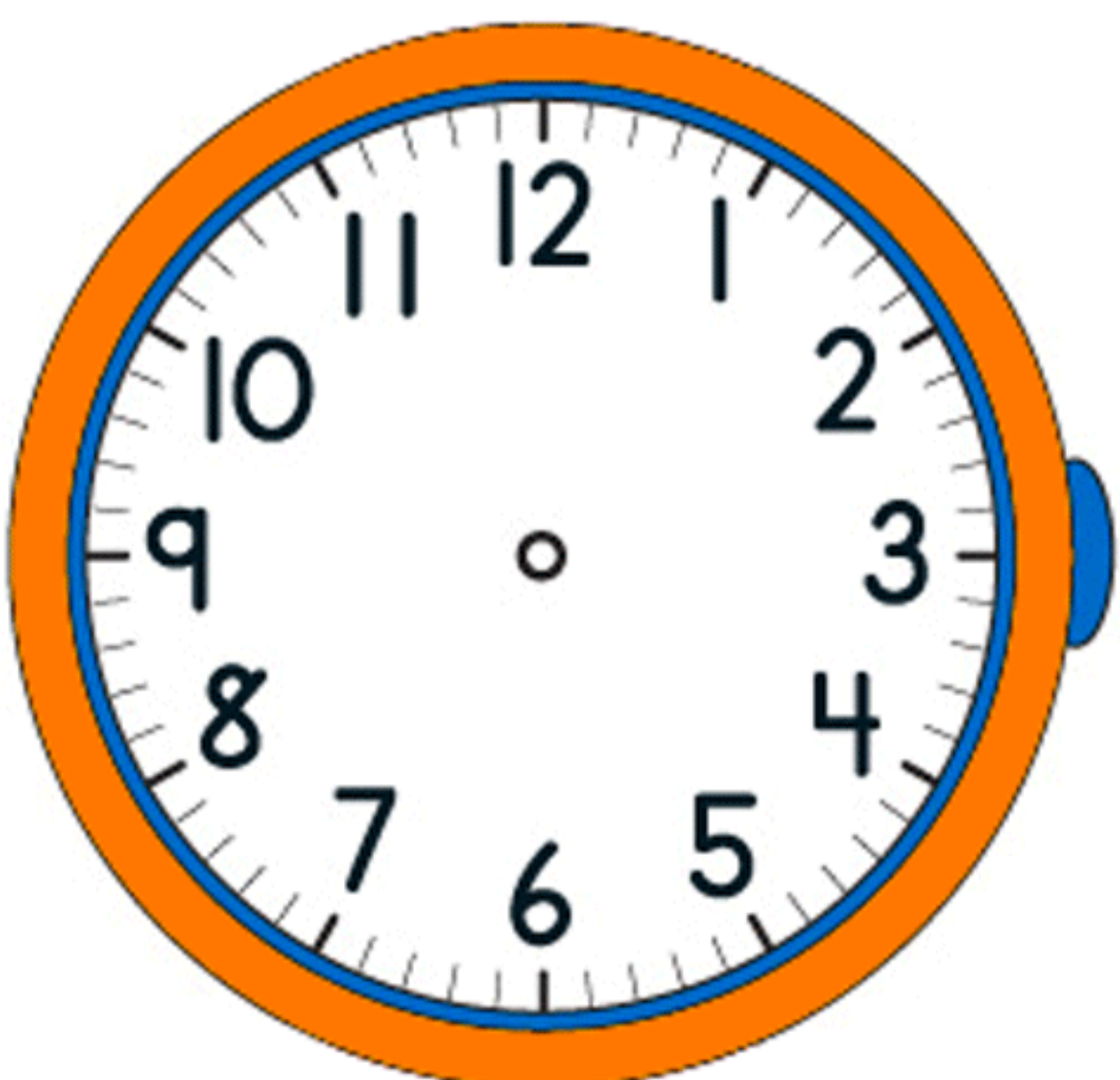
Tutti i nostri eBook possono
essere acquistati sul sito.

©Pianetabambini.it

three o'clock

twenty-five past one

twenty to nine



six o'clock



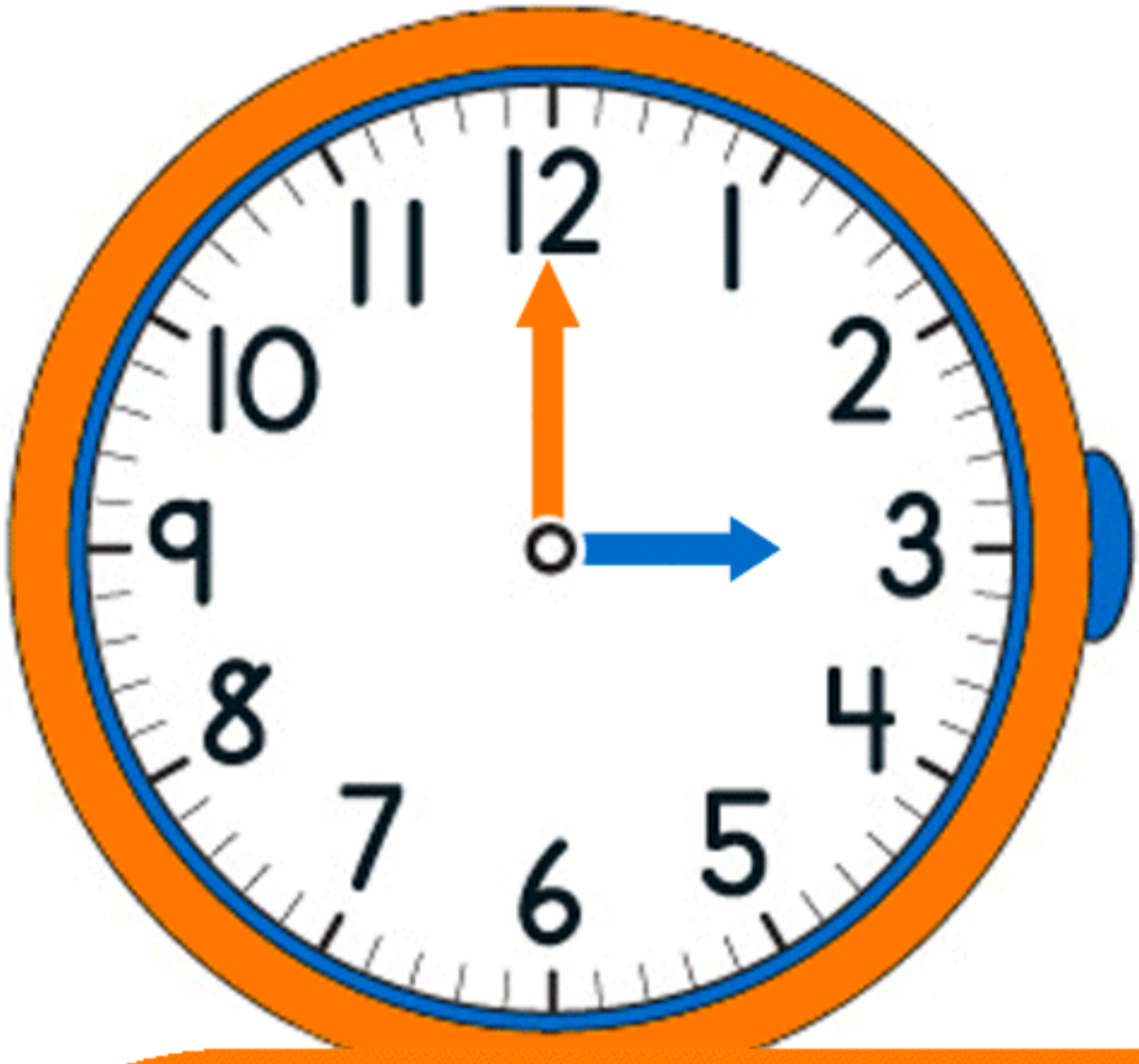
five to twelve



ten past two

Time

- Write the time below each clock.



Questa è una copia
dimostrativa.

Tutti i nostri eBook possono
essere acquistati sul sito.

©Pianetabambini.it



Time

- Write the time.

18:15



quarter past six p.m.

06:00



Questa è una copia
dimostrativa.

Tutti i nostri eBook possono
essere acquistati sul sito.

©Pianetabambini.it

08:35



.....

12:05



.....

13:30



.....

Ordinal numbers

- Match up the numbers on the left to the words on the right.

4th

fifth

Questa è una copia
dimostrativa.

Tutti i nostri eBook possono
essere acquistati sul sito.

©Pianetabambini.it

10th

eighth

8th


third

5th

tenth

Ordinal numbers

- Draw a line between each fish's position and the ordinal number.



sixth




Questa è una copia
dimostrativa.

Tutti i nostri eBook possono
essere acquistati sul sito.


©Pianetabambini.it



fourth



ninth




second

Ordinal numbers

- Complete the sentences with the ordinal numbers.



The donkey is in the place.




The rabbit is in the place.

Questa è una copia
dimostrativa.

Tutti i nostri eBook possono
essere acquistati sul sito.

©Pianetabambini.it



The horse is in the place.



The mouse is in the place.



The pig is in the place.

Prepositions of time

- Complete the sentences with in, on or at.

- I see my family Sundays.
- The party is 21st June.
- We always play sport Saturdays.

Questa è una copia
dimostrativa.

Tutti i nostri eBook possono
essere acquistati sul sito.

©Pianetabambini.it

- It's hot here the summer.
- School finishes 3 o'clock.
- We moved to this city 2015.
- The TV show starts midnight!

Present simple

- Write the 3rd person singular.

- play → ..plays.....

- see →

- kiss →

- wake →

- carry →

- teach →

Questa è una copia
dimostrativa.

Tutti i nostri eBook possono
essere acquistati sul sito.

©Pianetabambini.it

- watch →

- study →

- sleep →

- write →

- pass →

- come →

- finish →

- teach →

Present simple

• Complete the sentences with the correct variant.

1. Bob always tea in the morning. (drink/drinks)
2. We to the music every day. (listen/listens)
3. Mary usually TV in the evening. (watch/watches)
4. The girls often with the dolls. (play/plays)

Questa è una copia
dimostrativa.

Tutti i nostri eBook possono
essere acquistati sul sito.

©Pianetabambini.it

3. I brush my hair at least twice a day. (Brenda)

4. My brother speaks English well. (They)

5. I play computer games every day. (Jane)

Countries and nationalities

- Colour the flags by numbers and write the names of the countries.

1 = WHITE

2 = RED

3 = BLUE

4 = YELLOW

5 = GREEN

ITALY

GERMANY

FRANCE

SWEDEN

ROMANIA

RUSSIA

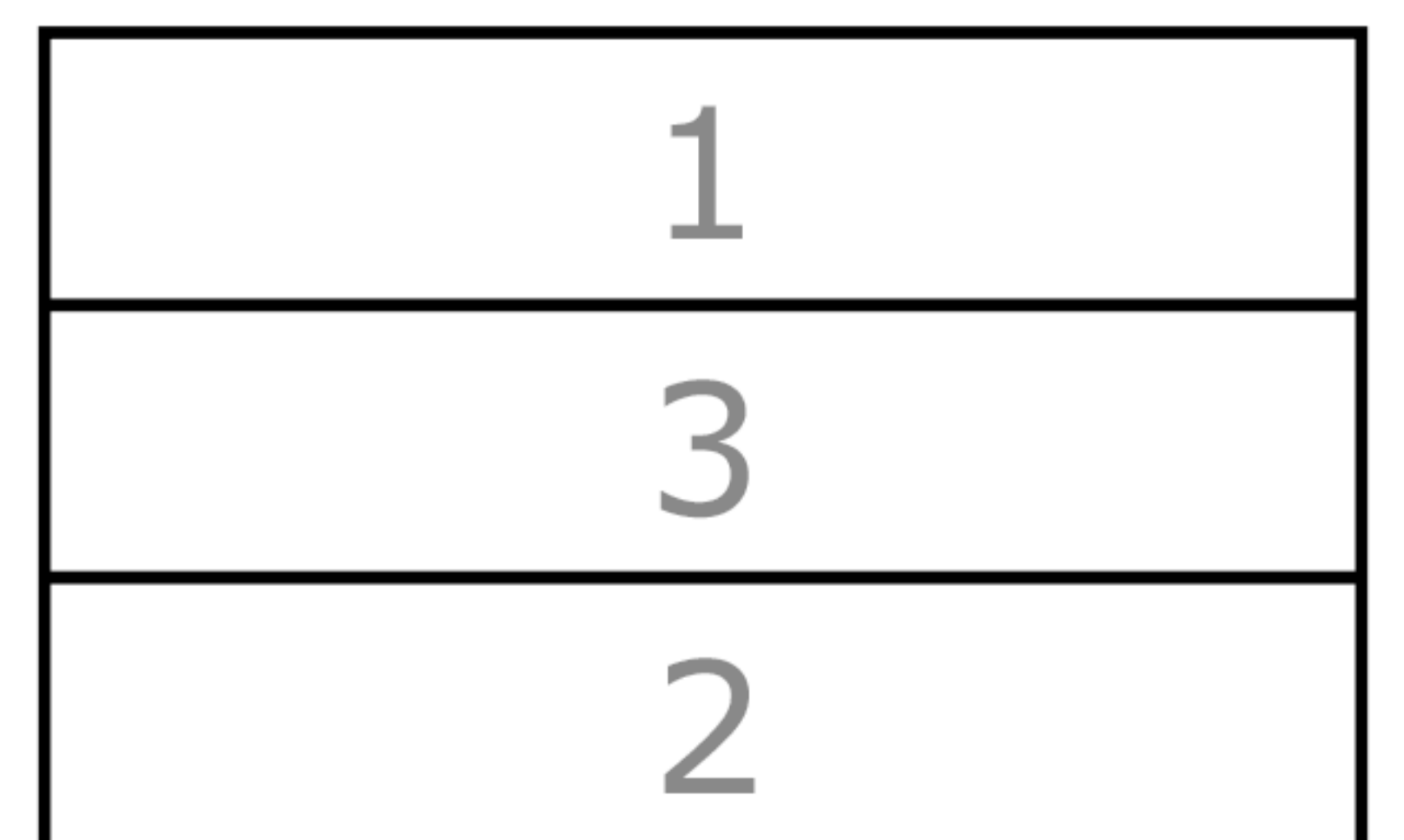
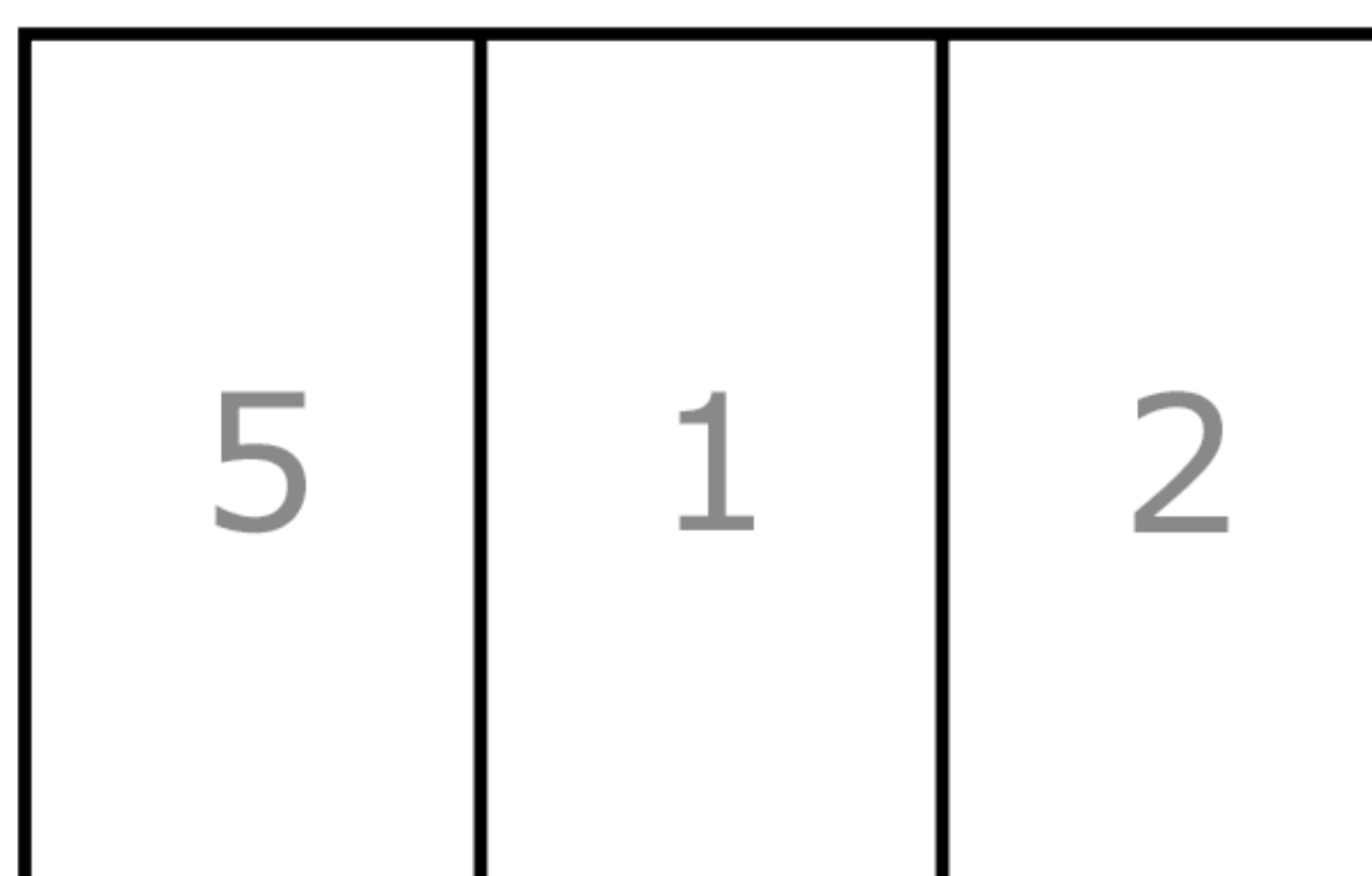
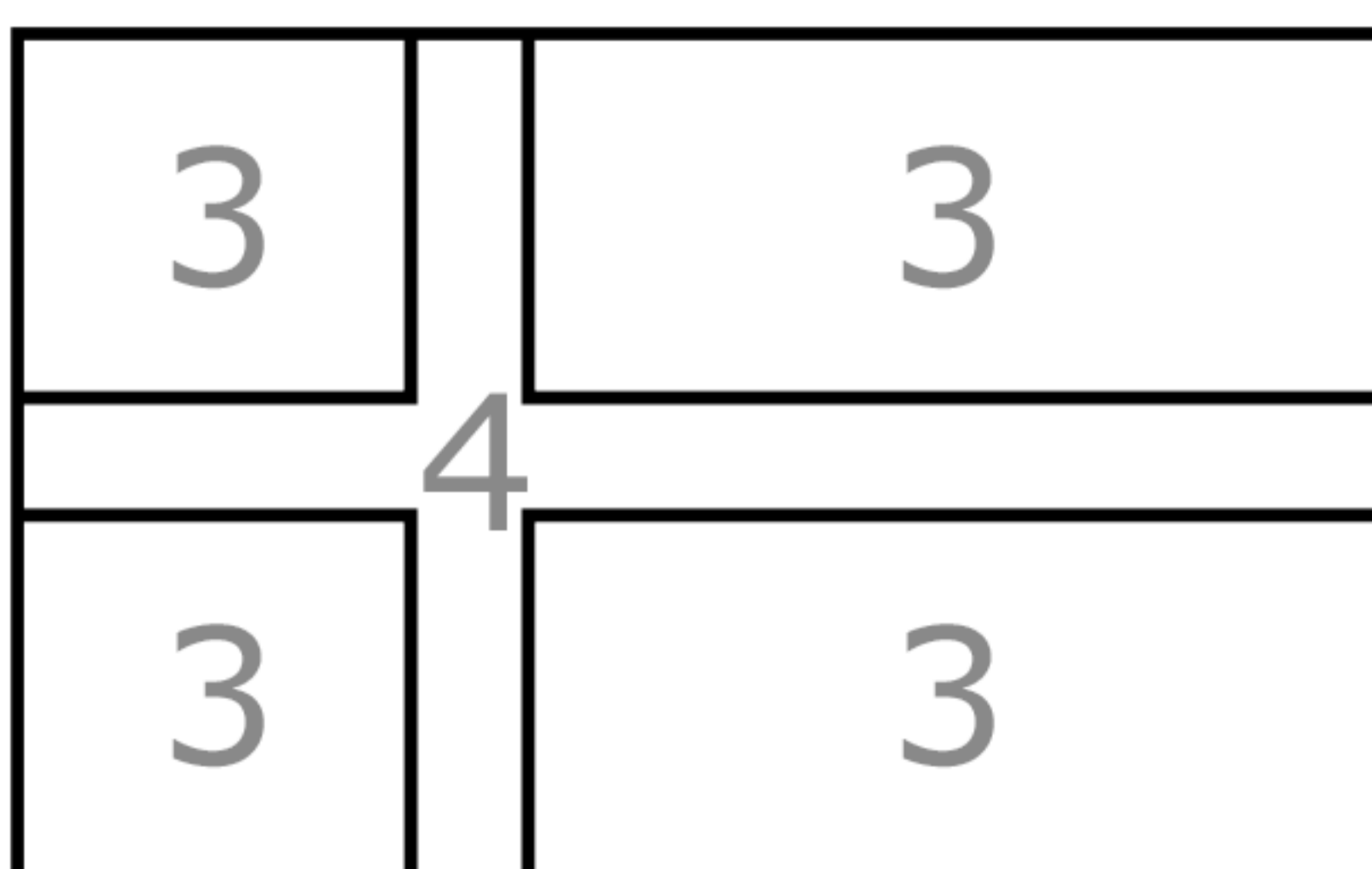
AUSTRIA

BELGIUM

Questa è una copia
dimostrativa.

Tutti i nostri eBook possono
essere acquistati sul sito.

©Pianetabambini.it



Countries and nationalities

- Look at the pictures and complete the sentences with the name of the country and the nationality.



Questa è una copia
dimostrativa.

Tutti i nostri eBook possono
essere acquistati sul sito.

©Pianetabambini.it

- Haruki is from He is

- Nicole is from He is

- Olga is from He is

- Pedro is from He is

- Julie is from He is

- Elena is from He is

- Joao is from He is

Countries and nationalities

- Complete the sentences with the correct countries or nationalities.

- Luca is from Italy. He is

- Peter is from Canada. He is

- Pamela is American. She is from

Questa è una copia
dimostrativa.

Tutti i nostri eBook possono
essere acquistati sul sito.

©Pianetabambini.it

- Emilie is French. She is from

- Paul and John are Australian. They are from

- Martha and Fernandez are from Brazil. They are

- Juan is Mexican. He is from

Verb to be

- Rewrite in the negative and interrogative forms.

Negative

Interrogative

- You are my uncle.

- I am a student.

Questa è una copia
dimostrativa.

Tutti i nostri eBook possono
essere acquistati sul sito.

©Pianetabambini.it

- My sister is sad.

- Your dog is black.

- She is my mother.

- We are at home.

- They are smart.

Have got

- Complete the questions and answers.

- you got a ball? Yes,

- your friend got a bike? Yes,

- you got a scooter? No,

Questa è una copia
dimostrativa.

Tutti i nostri eBook possono
essere acquistati sul sito.

©Pianetabambini.it

- Jane got a little puppy? No,

- Kate and Zoe got a pet? No,

- your parents got a big garden? Yes,

- Nick got two sons? No,

Wild animals

- Label the pictures with the correct name of the animal.

parrot - monkey - giraffe - lion - rhino - spider
elephant - tiger - hippo - snake - crocodile - bear



Questa è una copia
dimostrativa.

Tutti i nostri eBook possono
essere acquistati sul sito.



©Pianetabambini.it



.....

.....

.....






.....

.....

.....

Wild animals

- Write the name of each animal in the correct table.



Questa è una copia
dimostrativa.

Tutti i nostri eBook possono
essere acquistati sul sito.

©Pianetabambini.it

Wild animals

- Complete the description of the animals with the words above each box.

nose - jump - body



legs - tongue - fly



Questa è una copia dimostrativa.
Tutti i nostri eBook possono essere acquistati sul sito.
©Pianetabambini.it



This is a
It's got a big
It's got two
It can



This is a
It's got big
It's got long
It can

Can

• Answer the questions with Yes, they can or No, they can't.

- Can dolphins fly?
- Can elephants swim?
- Can monkeys climb a tree?



Questa è una copia
dimostrativa.

Tutti i nostri eBook possono
essere acquistati sul sito.

©Pianetabambini.it

- Can snakes jump?
- Can dolphins swim?
- Can crocodiles eat meat?
- Can tigers fly?



Indefinite article

- Complete with a or an.

- lion

- bear

- elephant

- snake

- cow

- tiger

- cat

- alligator

Questa è una copia
dimostrativa.

Tutti i nostri eBook possono
essere acquistati sul sito.

©Pianetabambini.it

5. She is happy woman.

6. I read amazing story yesterday.

7. I prefer whale to shark.

8. What intelligent boy!

9. Dad takes umbrella because it is raining.

10. I prefer apple to banana.

Definite article

- Complete the sentences with the definite article when necessary.

- I like book you give me.

- I don't like books.

- I never use sugar.

Questa è una copia
dimostrativa.

Tutti i nostri eBook possono
essere acquistati sul sito.

©Pianetabambini.it

- He was born in 1982.

- I don't like wine.

- wine we bought yesterday isn't good.

- I finished last chapter of book yesterday.

Articles

- Complete the sentences with a, an or the.

- I ate apple for lunch.

- Jack is reading magazine.

- I want burger.

Questa è una copia
dimostrativa.

Tutti i nostri eBook possono
essere acquistati sul sito.

©Pianetabambini.it

- telephone is ringing.

- This is picture of elephant.


- Sun has gone behind clouds.

- I won prize yesterday.


Means of transport

- Match.

Motorcycle



Helicopter




Questa è una copia
dimostrativa.

Tutti i nostri eBook possono
essere acquistati sul sito.

©Pianetabambini.it

Blimp



Tractor



Means of transport


- Label the pictures with the correct words from the box below.

Police car - Bus - Hang glider - Excavator - Aircraft
Hot air balloon - Roller skates - Boat - Dump truck

Questa è una copia
dimostrativa.

Tutti i nostri eBook possono
essere acquistati sul sito.

©Pianetabambini.it




Means of transport

- Write the names of these means of transport.

Questa è una copia
dimostrativa.

Tutti i nostri eBook possono
essere acquistati sul sito.

©Pianetabambini.it



Demonstratives

- Complete the sentences with this or these.

- book is very interesting.

- boys are very nice.

- tea is delicious.

- meat is well done.

Questa è una copia
dimostrativa.

Tutti i nostri eBook possono
essere acquistati sul sito.

©Pianetabambini.it

- I always study with boy.

- books are mine.

- woman is young.

- is Sally's table.

- computers are broken.

- is our new teacher.

Demonstratives

- Complete the sentences with this, that, these or those.



Questa è una copia
dimostrativa.

Tutti i nostri eBook possono
essere acquistati sul sito.


©Pianetabambini.it



Demonstratives

- Complete and answer the questions.

- What are these...?
They are sharks.



- What



Questa è una copia
dimostrativa.


Tutti i nostri eBook possono
essere acquistati sul sito.

©Pianetabambini.it


- What



- What



- What



Like

- Complete with affirmative (✓) or negative (✗) of like.

1. I (✗) eating chocolate.

2. She (✓) drinking cherry juice.

3. My sister (✗) studying history.

4. We (✓) playing football.

5. Alf (✗) listening to music.

6. My mother (✓) watching TV.

7. My father (✗) reading books.

8. My brother (✓) playing video games.

9. My sister (✗) going to the gym.

10. My mother (✓) cooking.

Questa è una copia
dimostrativa.

Tutti i nostri eBook possono
essere acquistati sul sito.

©Pianetabambini.it

5. My brother likes (write) stories.

6. Ben doesn't like (go) to school.

7. They like (watch) films.

8. She likes (walk) with her dog.

9. Kate and Ben don't like (help) their mother.

10. We like (drive) cars.

Plural nouns

- Write the plurals.

- box →

- man →

- kiss →

- key →

- person →

- story →

Questa è una copia
dimostrativa.

Tutti i nostri eBook possono
essere acquistati sul sito.

©Pianetabambini.it

- hero →

- dress →

- girl →

- potato →

- class →

- tuna →

- ruler →

- knife →

Plural nouns

• Complete each sentence with the plural form of the word in ().

- Jane picks from the tree. (cherry)

- Fresh are my favorite snack. (peach)

- The run to the park. (child)

Questa è una copia
dimostrativa.

Tutti i nostri eBook possono
essere acquistati sul sito.

©Pianetabambini.it

- All the dirty go in the dishwasher. (knife)

- I have many for Christmas. (wish)

- Usually live in packs. (wolf)

- The kitchen are filled with jams. (shelf)

Prepositions of place

- Use prepositions of place (in, on, under, between, near) to answer the following questions:



Questa è una copia dimostrativa.
Tutti i nostri eBook possono essere acquistati sul sito.
©Pianetabambini.it

- Where is the clock?
- Where is the flowers?
- Where is the window?
- Where is the lamp?
- Where is the armchair?
- Where is the sofa?
- Where is the cabinet?

Prepositions of place

- Read and draw.



Questa è una copia
dimostrativa.

Tutti i nostri eBook possono
essere acquistati sul sito.

1
2
3. ©Pianetabambini.it

3. There are three yellow balls between the boxes.

4. There is a orange ball in the blue box.

5. There are two black balls under the blue box.

6. There are three white balls on the pink box.

7. There is a grey ball near the pink box.

8. There are two brown balls in the pink box.

9. There is a purple ball near the blue box.